

Scaled data based on original data using
LM-79-2019 Approved Method: Electrical and Photometric Measurements of Solid-
State Lighting Products

Test Report Prepared for
Cooper Lighting Solutions

Brand: STREETWORKS

Report Number: P386351

Luminaire Tested: GAW-SA2A-730-U-5NQ

Issue Date: 3/3/2020

Test Information

Test Method: LM-79-2019
Report Number: P386351
TEST IS SCALED FROM IESNA LM-79-08 TEST DATA (G2-1903-205-5)
Test Lab: INNOVATION CENTER
Issue Date: 3/3/2020
Manufacturer: COOPER LIGHTING SOLUTIONS
Product Line: STREETWORKS
Catalog Number: GAW-SA2A-730-U-5NQ
Description: GALLEON WALL LUMINAIRE
(2) 70 CRI, 3000K, 615mA LIGHTSQUARES WITH 16 LEDS EACH AND TYPE V NARROW OPTICS
Light Source: -
Ballast/Driver: ELECTRONIC DRIVER

Summary

Lumens per Lamp: N/A
Luminaire Lumens: 9137 lumens
Efficiency: N/A
Efficacy: 138.4 lumens/watt
Luminous Opening: Rectangular (W 1' x L: 0.5' x H: 0')
IES Classification: Type V - Short
BUG Rating: B3 - U0 - G1

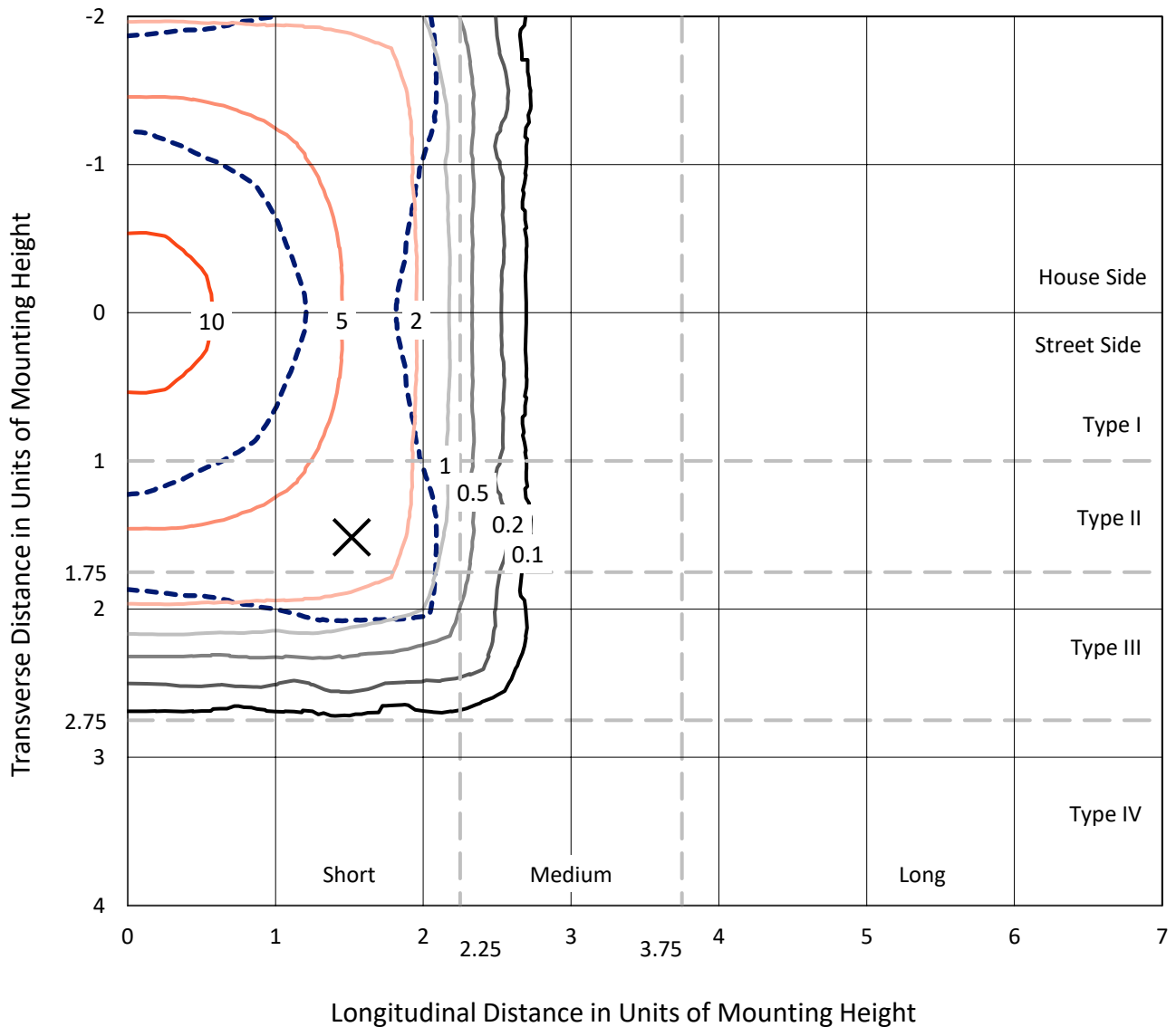
Input Watts (W): 66
Input Voltage (V): NR
Input Current (Ain): NR
Voltage Rise (V): NR
Power Factor: NR
Total Harmonic Distortion (THDi): NR
Frequency (hertz): 60
Stabilization Time: NR
Operation Time: NR
Ambient Temperature (°C): NR
Test Distance: 28.75 FT



REPORT NUMBER: P386351
 CATALOG NUMBER: GAW-SA2A-730-U-5NQ

Iso-Footcandle Lines of Horizontal Illumination

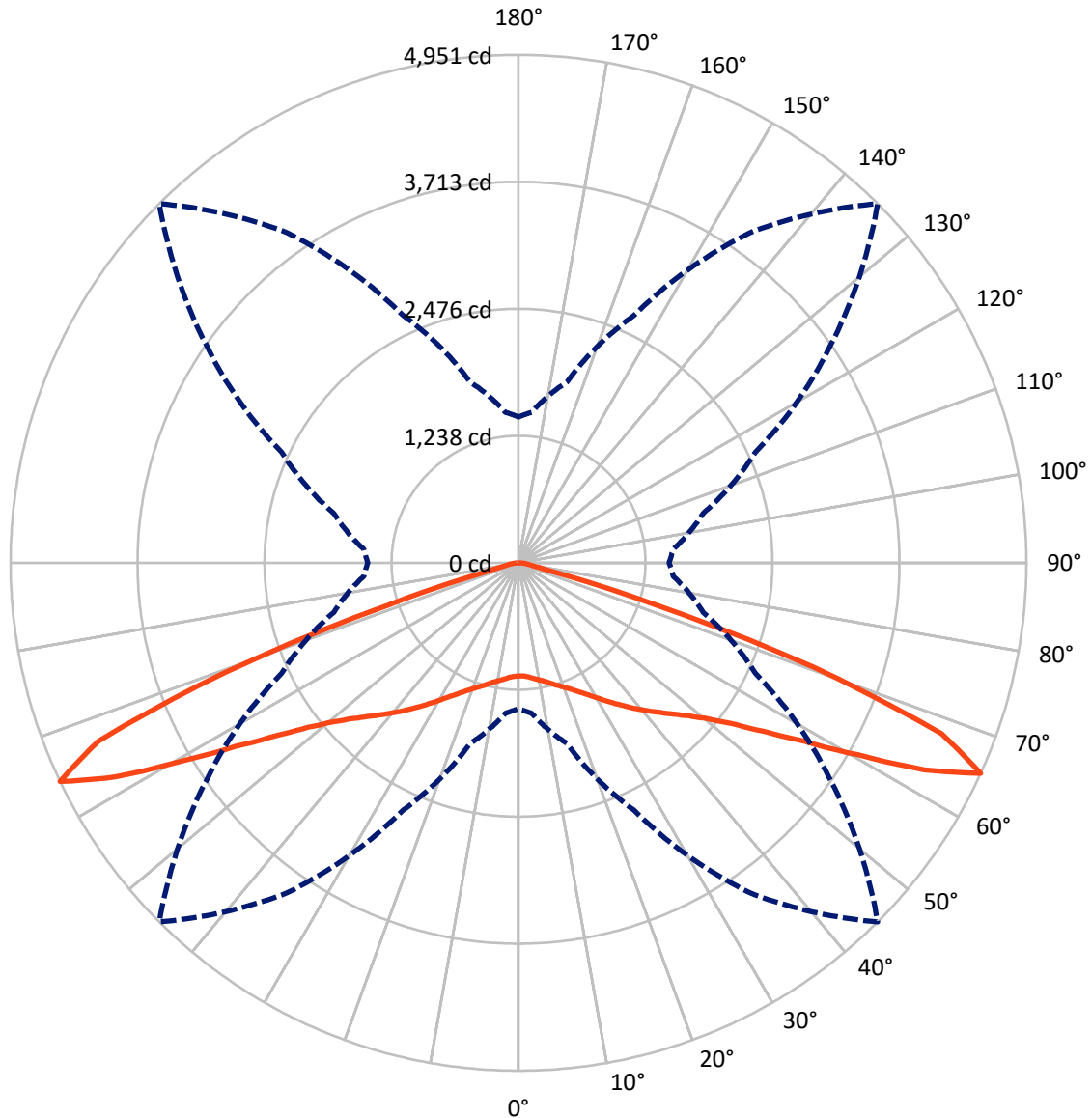
× Max cd
 - - - 1/2 Max cd



Based on 10 foot mounting height. Maximum calculated value = 11.1 fc
 Type V - Short - N/A

REPORT NUMBER: P386351
CATALOG NUMBER: GAW-SA2A-730-U-5NQ

Luminous Intensity Polar Plot



— Vertical Plane Through 45-Deg Lateral - - - Horizontal Cone Through 65-Deg Vertical

REPORT NUMBER: P386351
 CATALOG NUMBER: GAW-SA2A-730-U-5NQ

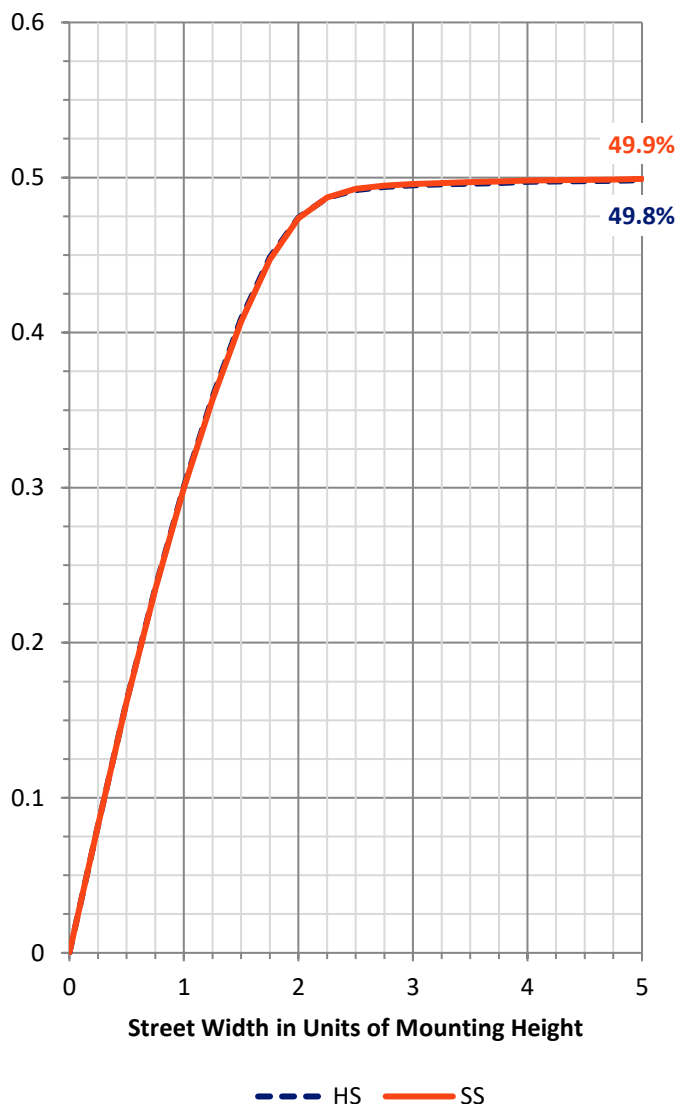
FLUX DISTRIBUTION:

		Downward	Upward	Total
House Side	Lumens	4568.5	0.0	4568.5
	% Fixture	50.0	0.0	50.0
Street Side	Lumens	4568.5	0.0	4568.5
	% Fixture	50.0	0.0	50.0
Total	Lumens	9137.0	0.0	9137.0
	% Fixture	100.0	0.0	100.0

ZONAL LUMENS:

Zone	Lumens	% Fixture
0°-10°	108.3	1.2
10°-20°	348.0	3.8
20°-30°	652.9	7.1
30°-40°	1079.7	11.8
40°-50°	1672.3	18.3
50°-60°	2564.9	28.1
60°-70°	2393.3	26.2
70°-80°	278.5	3.0
80°-90°	39.1	0.4
90°-100°	0.0	0.0
100°-110°	0.0	0.0
110°-120°	0.0	0.0
120°-130°	0.0	0.0
130°-140°	0.0	0.0
140°-150°	0.0	0.0
150°-160°	0.0	0.0
160°-170°	0.0	0.0
170°-180°	0.0	0.0
0°-90°	9137.0	100.0
0°-180°	9137.0	100.0

Coefficient of Utilization

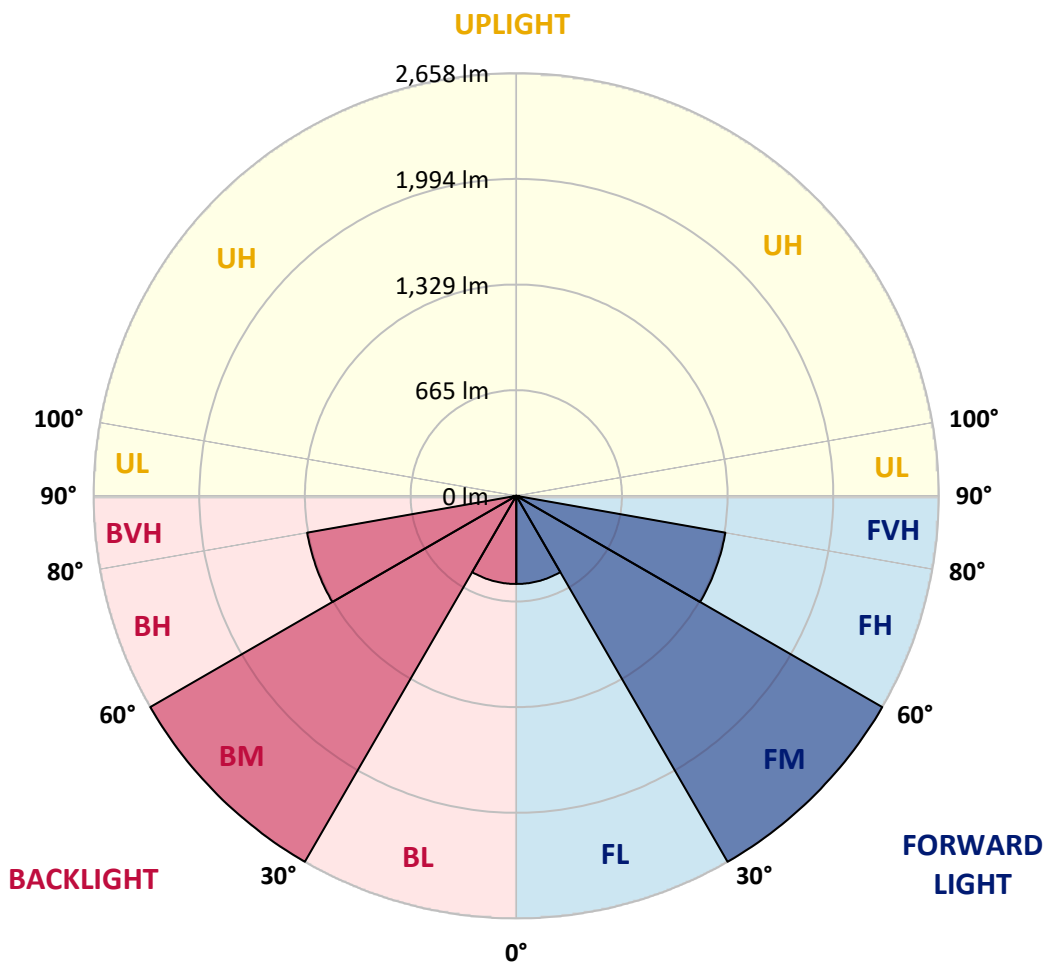


REPORT NUMBER: P386351
 CATALOG NUMBER: GAW-SA2A-730-U-5NQ

LUMINAIRE CLASSIFICATION SYSTEM LUMEN TABLE AND BUG RATING:

Zone	Lumens	% Fixture	Zone Rating/Lumen Limit		
			B	U	G
FL (0°-30°)	554.5	6.1			
FM (30°-60°)	2658.5	29.1			
FH (60°-80°)	1335.9	14.6			G1/1800
FVH (80°-90°)	19.6	0.2			G1/100
BL (0°-30°)	554.5	6.1	B2/1000		
BM (30°-60°)	2658.5	29.1	B3/5000		
BH (60°-80°)	1335.9	14.6	B3/2500		G1/1800
BVH (80°-90°)	19.6	0.2			G1/100
UL (90°-100°)	0.0	0.0		U0/0	
UH (100°-180°)	0.0	0.0		U0/0	

BUG Rating: B3-U0-G1
 Type V Short





REPORT NUMBER: P386351
 CATALOG NUMBER: GAW-SA2A-730-U-5NQ

CANDELA DISTRIBUTION (FULL):

	0°	5°	15°	25°	35°	45°	55°	65°	75°	85°	90°
0°	1103.4	1103.4	1103.4	1103.4	1103.4	1103.4	1103.4	1103.4	1103.4	1103.4	1103.4
2.5°	1107.0	1106.4	1107.0	1107.4	1105.5	1106.4	1106.1	1107.7	1108.3	1107.7	1107.7
5°	1119.8	1118.9	1120.1	1121.6	1119.2	1119.8	1118.9	1120.7	1121.3	1120.1	1121.0
7.5°	1137.4	1137.7	1138.9	1141.6	1140.1	1141.3	1139.5	1139.8	1139.5	1137.7	1138.0
10°	1156.5	1156.8	1158.9	1162.6	1163.2	1163.2	1161.9	1161.0	1159.8	1158.6	1158.9
12.5°	1179.5	1181.1	1182.6	1187.1	1187.1	1189.5	1188.9	1186.5	1184.4	1182.6	1182.6
15°	1210.8	1210.5	1212.3	1216.8	1219.0	1222.9	1222.9	1219.6	1216.8	1215.0	1214.4
17.5°	1243.5	1244.4	1245.7	1251.1	1254.5	1259.0	1259.6	1256.9	1255.1	1252.6	1251.1
20°	1281.7	1283.3	1288.1	1290.2	1293.3	1297.5	1299.0	1298.4	1296.6	1295.4	1295.7
22.5°	1326.3	1330.3	1333.3	1336.3	1340.0	1343.0	1344.5	1346.7	1344.8	1343.9	1343.3
25°	1380.3	1383.1	1389.1	1394.6	1397.0	1397.9	1399.7	1402.8	1402.5	1400.3	1400.3
27.5°	1441.6	1446.7	1454.3	1462.2	1462.2	1459.2	1465.2	1470.4	1468.6	1465.9	1462.2
30°	1515.9	1520.8	1529.5	1540.5	1535.0	1532.9	1541.1	1550.5	1547.7	1543.2	1542.6
32.5°	1596.0	1600.5	1612.0	1623.9	1616.9	1613.9	1622.7	1636.3	1631.5	1622.4	1616.9
35°	1682.7	1687.3	1703.6	1717.9	1706.1	1700.9	1708.2	1723.1	1714.6	1697.6	1693.3
37.5°	1777.0	1779.5	1800.7	1815.3	1807.1	1793.4	1802.5	1813.4	1806.2	1785.5	1777.3
40°	1875.0	1883.8	1908.4	1925.4	1911.1	1889.6	1904.7	1919.9	1909.0	1882.6	1868.6
42.5°	1989.4	1996.0	2028.8	2043.9	2020.9	1990.6	2011.2	2031.8	2020.9	1995.4	1983.3
45°	2108.2	2118.6	2157.7	2172.8	2139.5	2101.0	2126.1	2162.2	2161.3	2124.6	2111.9
47.5°	2237.8	2248.1	2294.8	2314.8	2278.7	2227.1	2262.6	2313.6	2309.9	2269.6	2259.3
50°	2387.3	2398.2	2456.4	2481.6	2447.9	2387.9	2441.3	2486.2	2479.5	2429.7	2430.7
52.5°	2575.0	2574.4	2646.9	2690.6	2656.0	2602.9	2652.1	2695.7	2668.1	2599.3	2597.2
55°	2739.4	2749.4	2839.2	2922.0	2919.9	2899.6	2919.3	2921.1	2842.2	2750.6	2739.4
57.5°	2847.4	2866.5	2993.0	3142.8	3255.0	3282.0	3243.8	3127.9	2943.2	2796.7	2778.8
60°	2781.0	2810.1	3008.7	3314.2	3644.8	3803.4	3587.7	3228.3	2864.7	2660.6	2636.3
62.5°	2332.7	2381.8	2672.7	3231.4	3980.2	4444.0	3837.1	3067.3	2552.3	2271.1	2229.6
65°	1420.7	1472.5	1823.1	2659.6	3925.9	4951.1	3723.3	2545.9	1862.9	1513.2	1468.3
67.5°	473.5	488.6	695.2	1470.1	3085.5	4448.5	3090.6	1524.1	810.7	537.4	521.7
70°	185.3	186.8	220.5	426.1	1457.1	3055.5	1607.8	433.7	230.5	182.3	186.2
72.5°	136.2	136.8	146.2	178.0	379.7	1346.0	393.4	178.9	142.2	127.7	127.7
75°	109.5	109.5	116.2	129.8	170.2	308.8	172.6	128.3	111.3	101.9	100.7
77.5°	86.4	88.3	93.4	102.2	115.3	148.6	119.5	101.6	89.8	81.0	79.2
80°	64.3	66.1	74.6	78.9	82.8	103.1	88.3	79.5	71.0	60.7	58.8
82.5°	42.2	44.0	54.6	57.0	56.1	67.3	59.4	58.5	52.2	39.1	37.3
85°	27.6	28.2	36.4	37.9	34.9	30.6	37.9	40.0	36.4	25.5	24.6
87.5°	13.0	13.0	18.5	17.3	15.8	12.7	17.3	20.3	20.6	12.4	12.1
90°	0.0	0.0	0.0	0.0	0.0	0.0	0.0	0.0	0.0	0.0	0.0

(END OF REPORT)